



ARTICLE

STRATEGI MENGAJAR BERBICARA DI ZOOPER ENGLISH COURSE PARE

*THE STRATEGY OF TEACHING SPEAKING AT ZOOPER ENGLISH COURSE PARE*



By :

DITA ARINTIKA

NPM : 13.1.01.08.0103

Advisors :

1. Lina Mariana, SS, M.Pd
2. Dr. Diani Nurhajati, M.Pd

ENGLISH EDUCATION DEPARTMENT  
FACULTY OF TEACHER TRAINING AND EDUCATION  
UNIVERSITY OF NUSANTARA PGRI KEDIRI  
2017




**SURAT PERNYATAAN**  
**ARTIKEL SKRIPSI TAHUN 2017****Yang bertanda tangan di bawah ini:**

Nama Lengkap : Dita Arintika  
NPM : 13.1.01.08.0103  
Telepon/HP : 08573574646  
Alamat Surel (Email) : ditatika@gmail.com  
Judul Artikel : The strategy of teaching speaking at Zooper English Course Pare  
Fakultas – Program Studi : Fakultas Keguruan dan Ilmu Pendidikan – Program Studi Pendidikan Bahasa Inggris  
Nama Perguruan Tinggi : Universitas Nusantara PGRI Kediri  
Alamat Perguruan Tinggi : Jalan KH. Achmad Dahlan No. 76

Dengan ini menyatakan bahwa :

- artikel yang saya tulis merupakan karya saya pribadi dan bebas plagiarisme;
- artikel telah diteliti dan disetujui untuk diterbitkan oleh Dosen Pembimbing I dan II.

Demikian surat pernyataan ini saya buat dengan sesungguhnya. Apabila di kemudian hari ditemukan ketidaksesuaian data dengan pernyataan ini dan atau ada tuntutan dari pihak lain, saya bersedia bertanggungjawab dan diproses sesuai dengan ketentuan yang berlaku.

Mengetahui		Kediri, 10 November 2017
Pembimbing I  Lina Mariana, S.S, M.Pd. NIDN. 0710097401	Pembimbing II  Dr. Diani Nurhajati, M.Pd. NIDN. 071126302	Penulis,  Dita Arintika NPM. 13.1.01.08.0103



## THE STRATEGY OF TEACHING SPEAKING AT ZOOPER ENGLISH COURSE PARE

Dita Arintika

NPM : 13.1.01.08.0103

FKIP – Prodi Pendidikan Bahasa Inggris

[ditatika@gmail.com](mailto:ditatika@gmail.com)

Lina Mariana, SS, M.Pd and Dr. Diani Nurhajati, M.Pd

UNIVERSITY OF NUSANTARA PGRI KEDIRI

### ABSTRACT

In learning English, students should master the language skills, namely listening, speaking, reading, and writing. From those skills, speaking is the most important skill. The aim of speaking was to make the students be able to speak confidently and to communicate in English. Based on the problems above, the researcher tried to conduct a research on the strategy on teaching speaking in Zooper English Course Pare and the method that used in teaching learning process.

The research design used in this research was descriptive qualitative. The instrument of the research was interview, observation and questionnaire. The indicator of the observation were general scope is teaching strategy and the specific scope include method used in the teaching learning process. The subject of the research was the teacher in Zooper English Course Pare. Collecting the data was done on September 2017.

There are some findings of teaching speaking. For the material that tutor gave about descriptive text using specific topic. The topic was culture, special food and tourist attraction. For the method the tutor used video blog or vlog to give the example of the monologue. And the tutor asked student to make a note and also make video blog or vlog to practice their monologue. The tutor learning process, it is found out that the methods used by the tutor are direct method, audio lingual method and communicative language teaching. This methods gave many chances to the students develop their ideas. The methods helped the students to understand the material and also improve their speaking skill with confident. Based on the result of the data, strategy is used in teaching speaking is important, it can improve the students' speaking ability and confident to speak English. It was suggested that the teacher should have interesting method to teaching speaking.

**Key word :** teaching strategy, teaching speaking, materials, methods, video blog, vlog

### I. INTRODUCTION

English is an important language in Indonesia because English is the international language used to communicate. One of the skills in studying English is speaking skills. Speaking is an interactive process to produce and receive the information from the other

through conversation. According to Bailey (2003:2), "Speaking is an interactive process of constructing meaning that involves producing, receiving and processing information." It means that speaking enables students to receive information from people through interaction, so they should understand the information and respond the information.

As a part of communication, speaking becomes important skill in English. Because of the importance of speaking skill, it can be taught in the formal school and in non-formal school as like a course. By learning speaking in non-formal school the students can improve their creativity and also their ability. According to Peraturan Pemerintah Tahun 2003 pasal 26 number (1) and (5),

*“(1) Pendidikan non formal diselenggarakan bagi warga masyarakat yang memerlukan layanan pendidikan yang berfungsi sebagai pengganti, penambah, dan/atau pelengkap pendidikan formal dalam rangka mendukung pendidikan sepanjang hayat”*

It means that non-formal education held for the people who need education which has function as substitution, enhancement and to complete formal education in order to support education.

*“(5) Kursusan dan pelatihan diselenggarakan bagi masyarakat yang memerlukan bekal pengetahuan, keterampilan, kecakapan hidup, dan sikap untuk mengembangkan diri, mengembangkan profesi, bekerja, usaha mandiri, dan/atau melanjutkan pendidikan ke jenjang yang lebih tinggi.”*

It means that non-formal education and course held for people who need knowledge, skills, life skills, and attitudes to develop their professions, work, business, or higher education to a higher level.

Non-formal school gives some programs which instruct speaking skills. The programs

as like active on speaking using fun activity which make students more spirit and active on the class. The speaking program gives competencies to achieve the required competence of the tutor who master the material given to the students, the ability of the tutors by using the strategy of the process of teaching learning in the class also can make the students success in speaking. By choosing the appropriate strategy in teaching speaking the tutor can give the facilities to the students. This statement strengthened by Kozna (1989) in Aqib (2013: 68) that teaching strategy is the activity which can give the facilities or help the students to get the certain goal.”

One of the courses that has fun strateies is in Zooper English Course, Pare. Zooper English Course has special programs that make students can communicate well and correctly. The tutors focus on practice to speak English rather than the theories of speaking. This course also gives fun and interactive programs. The programs are v-talk or active in speaking. And one of the teacher strategies in v-talk is teaching speaking using vlog or video blog.

Teaching speaking through video blog can be useful for the effective and joyful learning. Audio and video can also give positive effects on the students' interest and motivation in studying English as well as to increase their speaking skill. By using videos,

the students can derive meaningful contexts for language that learned. According to Harmer (2001;282) “When the students use video camera themselves they are given the potential to create something memorable and enjoyable.” From the statement we can conclude that using video can give the potential to create something new that memorable and enjoyable. For example combine video with blog or video blog.

According to Hakim and Andriani (2010: 1) “*Blog berasal darisingkatan “website log” web log berarti catatan (log) yang ditulis dalam bentuk situs web*”. It means that Blog is the web log that has mean logs or note which written in the form of websites.

The learners who get problem on their confident in speaking can use blog to share their English and also improve their confident without get feel nerveose because of the do not need to meet with another person. According to Ramadhany and SmithDev (2010: 1) “*Blog adalah sarana untuk melakukan publikasi catatan harian atau pengalaman yang mengandung aspek interaksi antara blogger dengan orang yang mengunjungi blog*.” It means that blog is the method to share diary note or experience that has interaction aspect between one blogger and other who look at their web blog.

Based on the explanation above, the researcher conducted a research entitled: A

STUDY ON THE STRATEGIES OF TEACHING SPEAKING AT ZOOPER ENGLISH COURSE PARE.

## II. METHOD

In conducting this research the researcher used qualitative research. According to Sugiono (2011: 2) “*Metodologi penelitian pada dasarnya merupakan carai lmiah untuk mendapatkan data dengan tujuan dan kegunaan tertentu*.” From the explanation it can be concluded that research method is the scientific way to get data in the certain purpose and function.

The type of the research is case study because this research will focus on observing the strategies using vlog by teacher in teaching speaking. According to Ary et.al (2010: 29),

“A case study is a type of ethnographic research study that focuses on a single unit, such as one individual, one group, one organization, or one program. The goal is to arrive at a detailed description and understanding of the entity (the “case”). In addition, a case study can result in data from which generalizations to theory are possible. Freud, for example, used the case study extensively in building his theory of personality. Case studies use multiple methods, such as interviews, observation, and archives, to gather data. Education and

psychology researchers have used the case study widely.”

From the definition above, the case study that focused here was the strategies applied by an English tutor in teaching speaking in Zooper English course in Kampung Inggris Pare. He had taught speaking program at Zooper English course for 2 years. He had graduated from Genta English Course for diploma 1 and had finished his study in English Literature Department.

This research took place in Zooper English Course Pare. It is located in Cempaka Street, Tegalsari, Pare, Kediri, Jawa Timur, 64212. It is one of the famous courses in Pare. This course has different in teaching and learning English. The tutor taught using fun programs for example games, by using video blog, and the students can use English in the short time. Every program took time 2 weeks, and in this course has 8 programs. The tutor focused in one skill, and the students have confidence after study in this course. It made the researcher wants to know how the learning speaking that was applied.

### III. FINDINGS

The data was collected during teaching learning process. It was done by observation. Further, the data obtained was described on the research questions as follows; what were the materials used by the  
**Dita Arintika | 13.1.01.08.0103**  
**FKIP – Prodi Pendidikan Bahasa Inggris**

tutor in teaching speaking at Zooper English course Pare and what were the methods applied by the tutor in teaching speaking at Zooper English course Pare. Thus, the data was written in combination.

The tutor chose the material about “descriptive text” and presented the material by question and answer. The theme was about ‘How to speak with stranger’, because he want to learners got new experience to speak with another person. In addition the tutor used Direct Method, where the learners conveyed their idea directly in question and answer section.

In the main activity the tutor and students began focusing to the material. The tutor explained about describing text and combined with the theme “how to speak with stranger”. He gave the example of the sentences to speak with stranger. The example was:

- a) Excuse me, may I have time for moment?
- b) I got assessment from my teacher, may I have time for moment?
- c) Before that i would like to introduce myself
- d) My full name is.....
- e) Everyone calls me.....
- f) So, may I know your name?
- g) Where do you come from?
- h) Well, right now I am going to tell you about my hometown

The Tutor explained description text by using picture of place. The teacher want to



make students got some new idea or help the student when they got difficulties in describing place. In addition the tutor used CLT (Communicative Language Teaching). The tutor gave example of descriptive text by using picture. He explained that the picture can support their video and describe about the place.

In these activities the tutor told that the student made a video and the video upload in the youtube or another websites. The material was like the theme before. That was “how to speak with stranger and hometown”. The tutor asked students to make a pair. One student became speaker and another become cameramen. The students allowed to made a video in another place, not only in Zooper English Course. The students chose one place which had many strangers so they can practice their assignment there.

#### IV. DISCUSSION

##### 1. Materials

The material which tutor gave to the students was about describing place by using video blog. Beside of it, before the students make a video blog. The tutor explained the material by using picture and also website “youtube.com.

In introduction the material the tutor asked students to be confident to speak English. The tutors asked students’ hometown and the culture in their district to make their

students speak up and begun the lesson. The tutor explained what the descriptive text is. The tutor applied the materials conduct with the theme. The theme was learned “how to speak with stranger”. In this theme the students will also learn about expression used to giving permission, introduction and asked for permission.

##### 2. Methods

From the description of the data finding above, there were three methods applied by an English tutor of Zooper English Course Pare. Those were Direct Method, Audio Lingual Method and Communicative Language teaching. The tutor chose the interest material and method so the learners can reach the target.

Direct method is the method that students learn language naturally like first language. The students did not learn language but practiced of acquiring mother tongue or first language. Based on explanation above, the first meeting was used direct method. Where the tutor explained all instruction used English. In the opening the tutor asked students one by one about special thing or place in their hometown. And the students directly describe one thing or place. Thus activity supported learners to be active speaking through giving question and answer directly. All of activity above was question and answer technique to make the learners speak up. In the first meeting was also using

Audio Lingual Method. The tutor gave some example of the sentence and some difficult word and asked them to repeat after him.

Communicative Language Teaching (CLT) aims broadly at the theoretical perspective of a communicative approach by acknowledging the interdependence of language and communication. In this method language was a tool of communication and employs the class activities to communicate by the target language out the class. Based on explanation above, one of meetings that used CLT was on second meeting. In this meeting the tutor chose picture describing to help the learners reached the target of learning process. Thus in this meeting the picture was very useful to made students create a sentence to describe places.

## V. CONCLUSION

The first, from the observation, the researcher knows that the teacher taught descriptive as the material. He taught descriptive text because by using descriptive text the students can improve their own word to explain the topic. The theme was learned "how to speak with stranger". In this theme the students will also learn about expression used to giving permission, introduction and asked for permission.

The second conclusion, the teacher using some method, the method that teacher

use was direct method, audio-lingual method, and communicative language method. the teacher prepared all the things before teaching and made students active in class when learning English. He also must have considerable knowledge such us about technology and news. It could be seen from the technique that he used, that was VLOG or Video Blog and the enthusiastic of the students in teaching learning process. The teacher was not just giving the example of the vlog but also asked students to made vlog. By made a vlog, the students who had low confidently could improve their confident.

## VI. BIBLIOGRAPHY

- Ary, et.al. 2010. *Introduction to Research in Education*. USA: Wadsworth
- Aqib, Z. 2013. *Model-Model, Media, dan Strategi Pembelajaran Kontekstual (Inovatif)*. Bandung : YRMA WIDYA
- Bailey, et al. 2005. *Practical English Language Teaching Speaking*.
- Daryan Ramadhany and SmithDev. 2010. *Widget Gratis untuk Web dan Blog Anda*. Jakarta. Gramedia
- Hakim, R and Andriani, R. 2010. *Buku Pintar Blogspot Panduan Blogspot Lengkap dengan Video Training*. Jakarta: Elex Media Komputerindo.
- Harmer, J. 2001. *The Practice of English Language Teaching*. England: Longman.





Sugiono. 2011. *Metode Penelitian Kuantitatif, Kualitatif dan R&D*. Bandung: Alfabeta

Undang – Undang Republik Indonesia Nomor  
20 Tahun 2003 Tentang Sistem  
Pendidikan Nasional.